

Bioengineering 280A
Principles of Biomedical Imaging

Fall Quarter 2005
MRI Lecture 1

TT. Liu, BE280A, UCSD Fall 2005

Topics

- The concept of spin
- Precession of magnetic spin
- Relaxation
- Bloch Equation

TT. Liu, BE280A, UCSD Fall 2005

Spin

- Intrinsic angular momentum of elementary particles -- electrons, protons, neutrons.
- Spin is quantized. Key concept in Quantum Mechanics.

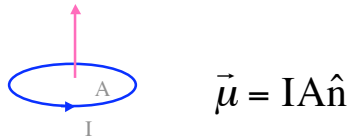
TT. Liu, BE280A, UCSD Fall 2005

The History of Spin

- 1921 Stern and Gerlach observed quantization of magnetic moments of silver atoms
- 1925 Uhlenbeck and Goudsmit introduce the concept of spin for electrons.
- 1933 Stern and Gerlach measure the effect of nuclear spin.
- 1937 Rabi predicts and observes nuclear magnetic resonance.

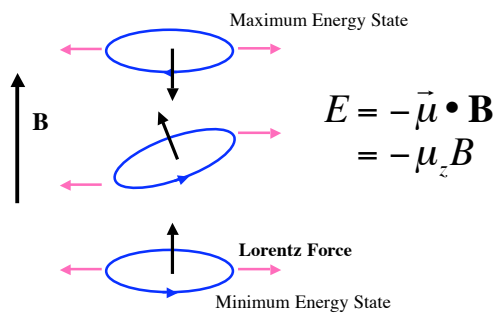
T.T. Liu, BE280A, UCSD Fall 2005

Classical Magnetic Moment



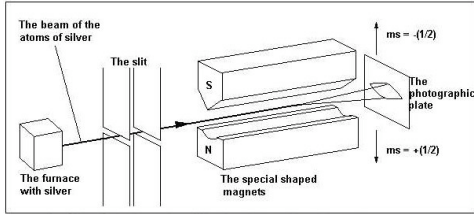
T.T. Liu, BE280A, UCSD Fall 2005

Energy in a Magnetic Field



T.T. Liu, BE280A, UCSD Fall 2005

Stern-Gerlach Experiment

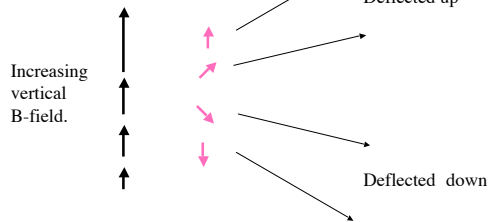


The Stern-Gerlach experiment. On the photographic plate are two clear tracks.

Image from <http://library.thinkquest.org/19662/high/eng/exp-stern-gerlach.html?skip=1>
 TT. Liu, BE280A, UCSD Fall 2005

Force in a Field Gradient

$$\mathbf{F} = -\nabla E = \mu_z \frac{\partial B_z}{\partial z}$$



TT. Liu, BE280A, UCSD Fall 2005

Stern-Gerlach Experiment




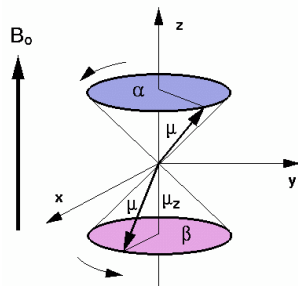
Image from <http://library.thinkquest.org/19662/high/eng/exp-stern-gerlach.html?skip=1>
 TT. Liu, BE280A, UCSD Fall 2005

Quantization of Magnetic Moment

The key finding of the Stern-Gerlach experiment is that the magnetic moment is quantized. That is, it can only take on discrete values.

In the experiment, the finding was that the component of magnetization along the direction of the applied field was quantized:

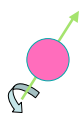
$$\mu_z = +\mu_0 \text{ OR } -\mu_0$$



TT. Liu, BE280A, UCSD Fall 2005

<http://www.le.ac.uk/biochem/mp84/teaching>

Magnetic Moment and Angular Momentum



A charged sphere spinning about its axis has angular momentum and a magnetic moment.

This is a classical analogy that is useful for understanding quantum spin, but remember that it is only an analogy!

Relation: $\mu = \gamma S$ where γ is the gyromagnetic ratio and S is the spin angular momentum.

TT. Liu, BE280A, UCSD Fall 2005

Quantization of Angular Momentum

Because the magnetic moment is quantized, so is the angular momentum.

In particular, the z-component of the angular momentum is quantized as follows:

$$S_z = m_s \hbar$$

$$m_s \in \{-s, -(s-1), \dots, s\}$$

s is an integer or half integer

TT. Liu, BE280A, UCSD Fall 2005

Nuclear Spin Rules

Number of Protons	Number of Neutrons	Spin	Examples
Even	Even	0	^{12}C , ^{16}O
Even	Odd	$j/2$	^{17}O
Odd	Even	$j/2$	^1H , ^{23}Na , ^{31}P
Odd	Odd	j	^2H

TT. Liu, BE280A, UCSD Fall 2005

Hydrogen Proton

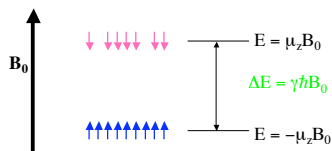
Spin 1/2

$$S_z = \begin{cases} +\hbar/2 \\ -\hbar/2 \end{cases}$$

$$\mu_z = \begin{cases} +\gamma\hbar/2 \\ -\gamma\hbar/2 \end{cases}$$

TT. Liu, BE280A, UCSD Fall 2005

Boltzmann Distribution



$$\frac{\text{Number Spins Up}}{\text{Number Spins Down}} = \exp(-\Delta E/kT)$$

Ratio = 0.999990 at 1.5T !!!

Corresponds to an excess of about 10 up spins per million

TT. Liu, BE280A, UCSD Fall 2005

Equilibrium Magnetization

$$\begin{aligned}
 \mathbf{M}_0 &= N \langle \mu_z \rangle = N \left(\frac{n_{up}(-\mu_z) + n_{down}(\mu_z)}{N} \right) \\
 &= N \mu \frac{e^{\mu_z B / kT} - e^{-\mu_z B / kT}}{e^{\mu_z B / kT} + e^{-\mu_z B / kT}} \\
 &\approx N \mu_z^2 B / (kT) \\
 &= N \gamma^2 \hbar^2 B / (4kT)
 \end{aligned}$$

N = number of nuclear spins per unit volume
Magnetization is proportional to applied field.

TT. Liu, BE280A, UCSD Fall 2005


Bigger is better



3T Human imager at UCSD.



7T Human imager at U. Minn.



7T Rodent Imager at UCSD



9.4T Human imager at UIC

TT. Liu, BE280A, UCSD Fall 2005

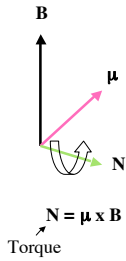
Gyromagnetic Ratios

Nucleus	Spin	Magnetic Moment	$\gamma/(2\pi)$ (MHz/Tesla)	Abundance
^1H	1/2	2.793	42.58	88 M
^{23}Na	3/2	2.216	11.27	80 mM
^{31}P	1/2	1.131	17.25	75 mM

TT. Liu, BE280A, UCSD Fall 2005

Source: Haacke et al., p. 27

Torque



For a non-spinning magnetic moment, the torque will try to align the moment with magnetic field (e.g. compass needle)



TT. Liu, BE280A, UCSD Fall 2005

Precession

Torque $\mathbf{N} = \boldsymbol{\mu} \times \mathbf{B}$

Change in Angular momentum $\frac{d\mathbf{S}}{dt} = \mathbf{N}$

Relation between magnetic moment and angular momentum $\boldsymbol{\mu} = \gamma \mathbf{S}$

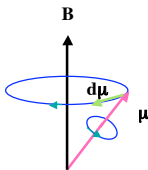
$$\frac{d\mathbf{S}}{dt} = \boldsymbol{\mu} \times \mathbf{B}$$

$$\frac{d\boldsymbol{\mu}}{dt} = \boldsymbol{\mu} \times \gamma \mathbf{B}$$

TT. Liu, BE280A, UCSD Fall 2005

Precession

$$\frac{d\boldsymbol{\mu}}{dt} = \boldsymbol{\mu} \times \gamma \mathbf{B}$$



Analogous to motion of a gyroscope

Precesses at an angular frequency of

$$\omega = \gamma B$$

This is known as the **Larmor** frequency.

Movement of a Gyroscope without External Forces

Concept: Hermann Hartel

Computer Graphics: Jan Paul

TT. Liu, BE280A, UCSD Fall 2005

http://www.astrophysik.uni-koeln.de/~hhaertel/mpp_0/gyros_free.mpg

Larmor Frequency

$\omega = \gamma \mathbf{B}$ Angular frequency in rad/sec

$f = \gamma \mathbf{B} / (2\pi)$ Frequency in cycles/sec or Hertz, Abbreviated Hz

For a 1.5 T system, the Larmor frequency is 63.86 MHz which is 63.86 million cycles per second. For comparison, KPBS-FM transmits at 89.5 MHz.

Note that the earth's magnetic field is about 50 μT , so that a 1.5T system is about 30,000 times stronger.

TT. Liu, BE280A, UCSD Fall 2005

Notation and Units

1 Tesla = 10,000 Gauss

Earth's field is about 0.5 Gauss

0.5 Gauss = 0.5×10^{-4} T = 50 μT

$\gamma = 26752$ radians/second/Gauss

$\gamma = \gamma / 2\pi = 4258$ Hz/Gauss
= 42.58 MHz/Tesla

TT. Liu, BE280A, UCSD Fall 2005

Magnetization Vector

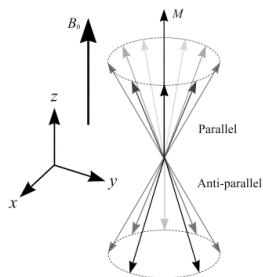
Vector sum of the magnetic moments over a volume.

For a sample at equilibrium in a magnetic field, the transverse components of the moments cancel out, so that there is only a longitudinal component.

Equation of motion is the same form as for individual moments.

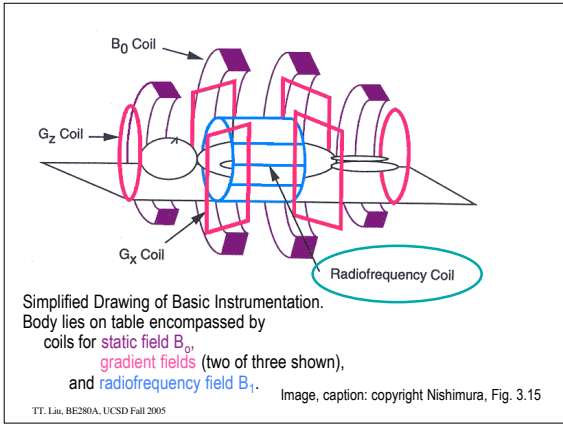
$$\mathbf{M} = \frac{1}{V} \sum_{\text{protons in } V} \mu_i$$

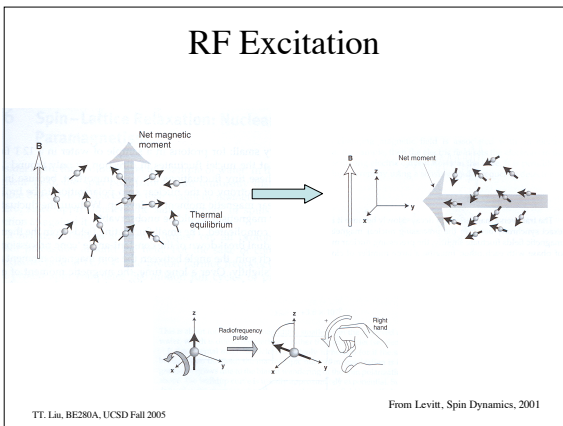
$$\frac{d\mathbf{M}}{dt} = \gamma \mathbf{M} \times \mathbf{B}$$

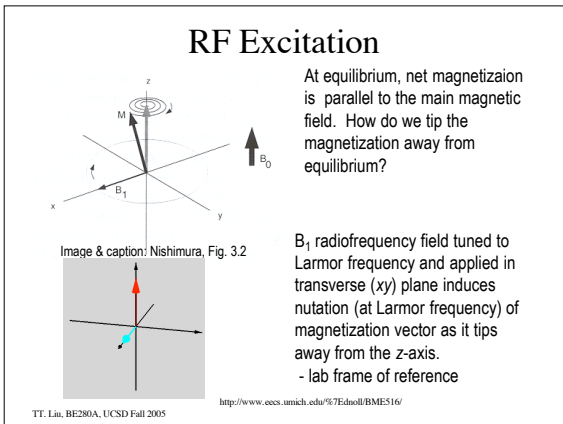


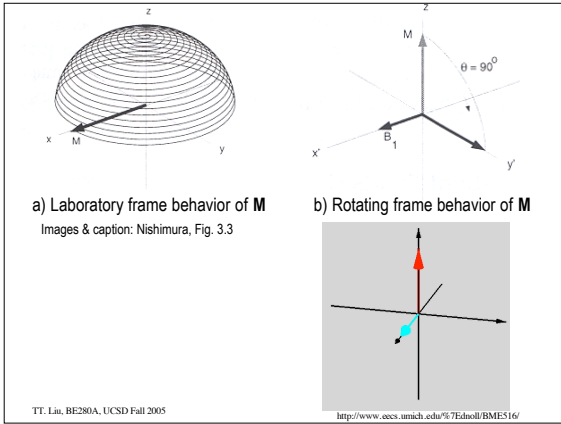
<http://www.easymeasure.co.uk/principlesmri.aspx>

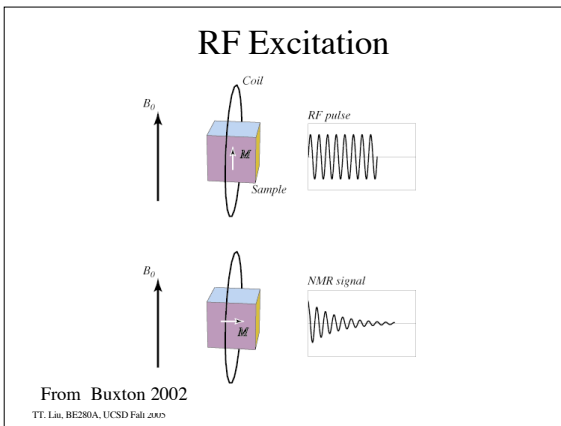
TT. Liu, BE280A, UCSD Fall 2005














RF Excitation

Doing nothing

$M_0(1 - e^{-t/T_1})$

T1 recovery

Relaxation

e^{-t/T_2}

T2 decay

TT. Liu, BE280A, UCSD Fall 2005 Credit: Larry Frank

Relaxation

An excitation pulse rotates the magnetization vector away from its equilibrium state (purely longitudinal). The resulting vector has both longitudinal M_z and transverse M_{xy} components.

Due to thermal interactions, the magnetization will return to its equilibrium state with characteristic time constants.

- T_1 spin-lattice time constant, return to equilibrium of M_z
- T_2 spin-spin time constant, return to equilibrium of M_{xy}

TT. Liu, BE280A, UCSD Fall 2005

Longitudinal Relaxation

$$\frac{dM_z}{dt} = -\frac{M_z - M_0}{T_1}$$

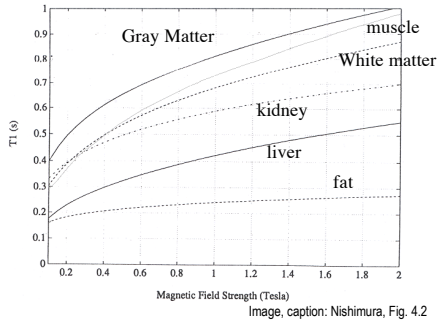
After a 90 degree pulse $M_z(t) = M_0(1 - e^{-t/T_1})$

Due to exchange of energy between nuclei and the lattice (thermal vibrations). Process continues until thermal equilibrium as determined by Boltzmann statistics is obtained.

The energy ΔE required for transitions between down to up spins, increases with field strength, so that T_1 increases with B .

TT. Liu, BE280A, UCSD Fall 2005

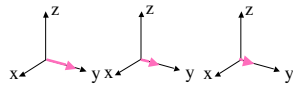
T1 Values



TT. Liu, BE280A, UCSD Fall 2005

Transverse Relaxation

$$\frac{dM_{xy}}{dt} = -\frac{M_{xy}}{T_2}$$



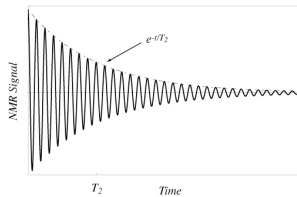
Each spin's local field is affected by the z-component of the field due to other spins. Thus, the Larmor frequency of each spin will be slightly different. This leads to a dephasing of the transverse magnetization, which is characterized by an exponential decay.

T_2 is largely independent of field. T_2 is short for low frequency fluctuations, such as those associated with slowly tumbling macromolecules.

TT. Liu, BE280A, UCSD Fall 2005

T2 Relaxation

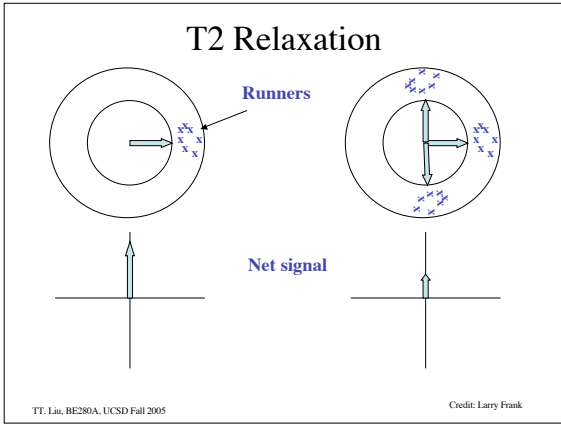
Free Induction Decay (FID)



After a 90 degree excitation

$$M_{xy}(t) = M_0 e^{-t/T_2}$$

TT. Liu, BE280A, UCSD Fall 2005

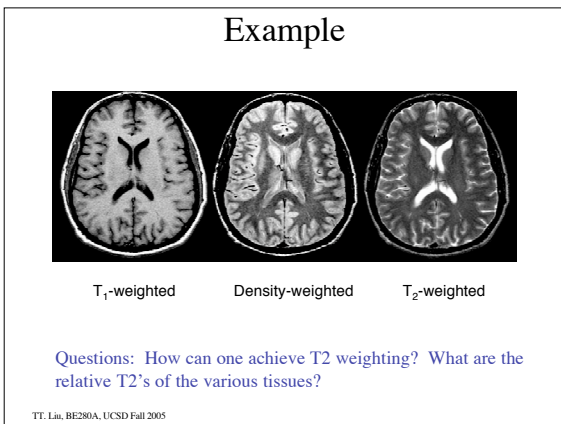


T2 Values

Tissue	T_2 (ms)	
gray matter	100	Solids exhibit very short T_2 relaxation times because there are many low frequency interactions between the immobile spins.
white matter	92	
muscle	47	
fat	85	
kidney	58	
liver	43	On the other hand, liquids show relatively long T_2 values, because the spins are highly mobile and net fields average out.
CSF	4000	

Table: adapted from Nishimura, Table 4.2

TT. Liu, BE280A, UCSD Fall 2005



Bloch Equation

$$\frac{d\mathbf{M}}{dt} = \underbrace{\mathbf{M} \times \gamma \mathbf{B}}_{\text{Precession}} - \underbrace{\frac{M_x \mathbf{i} + M_y \mathbf{j}}{T_2}}_{\text{Transverse Relaxation}} - \underbrace{\frac{(M_z - M_0) \mathbf{k}}{T_1}}_{\text{Longitudinal Relaxation}}$$

$\mathbf{i}, \mathbf{j}, \mathbf{k}$ are unit vectors in the x,y,z directions.

TT. Liu, BE280A, UCSD Fall 2005

Free precession about static field

$$\begin{aligned} \frac{d\mathbf{M}}{dt} &= \mathbf{M} \times \gamma \mathbf{B} \\ &= \gamma \begin{vmatrix} \hat{i} & \hat{j} & \hat{k} \\ M_x & M_y & M_z \\ B_x & B_y & B_z \end{vmatrix} \\ &= \gamma \begin{pmatrix} \hat{i}(B_z M_y - B_y M_z) \\ -\hat{j}(B_z M_x - B_x M_z) \\ \hat{k}(B_y M_x - B_x M_y) \end{pmatrix} \end{aligned}$$

TT. Liu, BE280A, UCSD Fall 2005

Free precession about static field

$$\begin{aligned} \begin{bmatrix} dM_x/dt \\ dM_y/dt \\ dM_z/dt \end{bmatrix} &= \gamma \begin{bmatrix} B_z M_y - B_y M_z \\ B_x M_z - B_z M_x \\ B_y M_x - B_x M_y \end{bmatrix} \\ &= \gamma \begin{bmatrix} 0 & B_z & -B_y \\ -B_z & 0 & B_x \\ B_y & -B_x & 0 \end{bmatrix} \begin{bmatrix} M_x \\ M_y \\ M_z \end{bmatrix} \end{aligned}$$

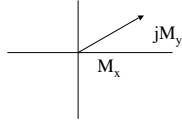
TT. Liu, BE280A, UCSD Fall 2005

Precession

$$\begin{bmatrix} dM_x/dt \\ dM_y/dt \\ dM_z/dt \end{bmatrix} = \gamma \begin{bmatrix} 0 & B_0 & 0 \\ -B_0 & 0 & 0 \\ 0 & 0 & 0 \end{bmatrix} \begin{bmatrix} M_x \\ M_y \\ M_z \end{bmatrix}$$

Useful to define $M \equiv M_x + jM_y$

$$\begin{aligned} dM/dt &= d/dt(M_x + jM_y) \\ &= -j\gamma B_0 M \end{aligned}$$



Solution is a time-varying phasor

$$M(t) = M(0)e^{-j\gamma B_0 t} = M(0)e^{-j\omega_0 t}$$

Question: which way does this rotate with time?

TT. Liu, BE280A, UCSD Fall 2005

Matrix Form with B=B₀

$$\begin{bmatrix} dM_x/dt \\ dM_y/dt \\ dM_z/dt \end{bmatrix} = \begin{bmatrix} -1/T_2 & \gamma B_0 & 0 \\ -\gamma B_0 & 1/T_2 & 0 \\ 0 & 0 & -1/T_1 \end{bmatrix} \begin{bmatrix} M_x \\ M_y \\ M_z \end{bmatrix} + \begin{bmatrix} 0 \\ 0 \\ M_0/T_1 \end{bmatrix}$$

TT. Liu, BE280A, UCSD Fall 2005

Z-component solution

$$M_z(t) = M_0 + (M_z(0) - M_0)e^{-t/T_1}$$

Saturation Recovery

$$\text{If } M_z(0) = 0 \text{ then } M_z(t) = M_0(1 - e^{-t/T_1})$$

Inversion Recovery

$$\text{If } M_z(0) = -M_0 \text{ then } M_z(t) = M_0(1 - 2e^{-t/T_1})$$

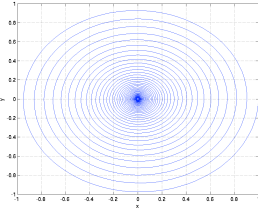
TT. Liu, BE280A, UCSD Fall 2005

Transverse Component

$$M = M_x + jM_y$$

$$\begin{aligned} dM/dt &= d/dt(M_x + jM_y) \\ &= -j(\omega_0 + 1/T_2)M \end{aligned}$$

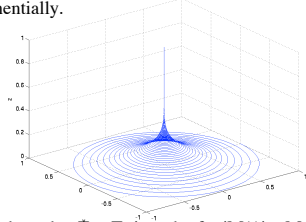
$$M(t) = M(0)e^{-j\omega_0 t} e^{-t/T_2}$$



TT. Liu, BE280A, UCSD Fall 2005

Summary

- 1) Longitudinal component recovers exponentially.
- 2) Transverse component precesses and decays exponentially.



Fact: Can show that $T_2 < T_1$ in order for $|M(t)| \leq M_0$
 Physically, the mechanisms that give rise to T_1 relaxation also contribute to transverse T_2 relaxation.

TT. Liu, BE280A, UCSD Fall 2005
