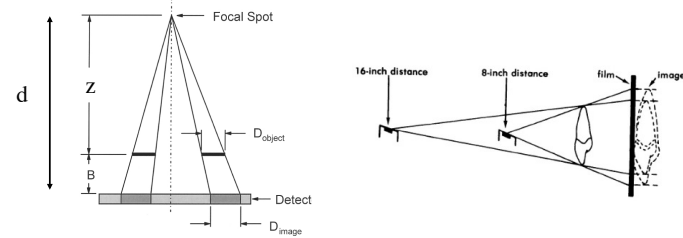


Bioengineering 280A
Principles of Biomedical Imaging

Fall Quarter 2015
X-Rays Lecture 2

TT Liu, BE280A, UCSD Fall 2015

Magnification of Object



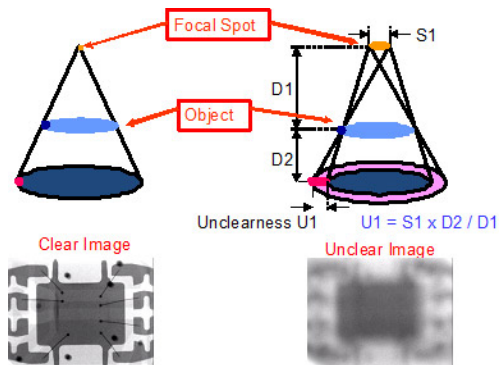
$$M(z) = \frac{d}{z}$$

$$= \frac{\text{Source to Image Distance (SID)}}{\text{Source to Object Distance (SOD)}}$$

TT Liu, BE280A, UCSD Fall 2015

Bushberg et al 2001

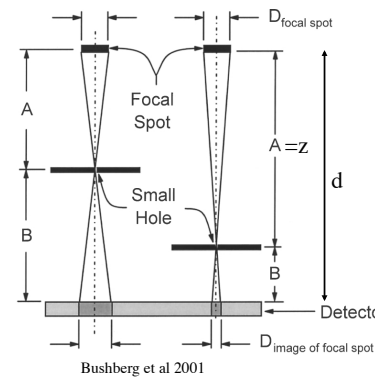
Source magnification



<http://www.hamamatsu.com/es/Satellite?blobcol=urldata&blobkey=id&blobtable=MungoBlobs&blobwhere=1328686581222&ssbinary=true>

TT Liu, BE280A, UCSD Fall 2015

Source magnification



$$\frac{D_{image}}{D_{focal}} = \frac{d-z}{z}$$

$$m(z) = -\frac{d-z}{z} = -\frac{B}{A}$$

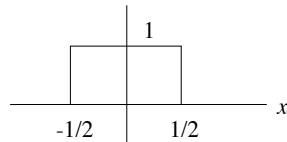
$$= 1 - M(z)$$

TT Liu, BE280A, UCSD Fall 2015

Bushberg et al 2001

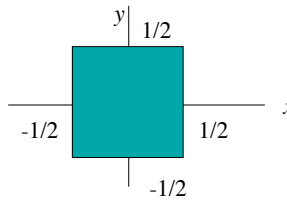
Rectangle Function

$$\Pi(x) = \begin{cases} 0 & |x| > 1/2 \\ 1 & |x| \leq 1/2 \end{cases}$$



Also called $\text{rect}(x)$

$$\Pi(x,y) = \Pi(x)\Pi(y)$$



TT Liu, BE280A, UCSD Fall 2015

Dirac Delta Function

Notation :

$\delta(x)$ - 1D Dirac Delta Function

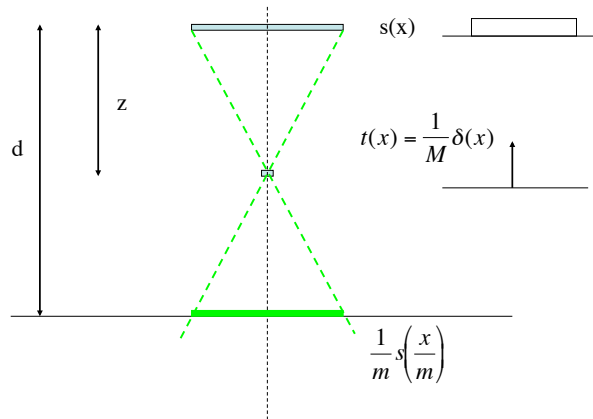
$\delta(x,y)$ or ${}^2\delta(x,y)$ - 2D Dirac Delta Function

$\delta(x,y,z)$ or ${}^3\delta(x,y,z)$ - 3D Dirac Delta Function

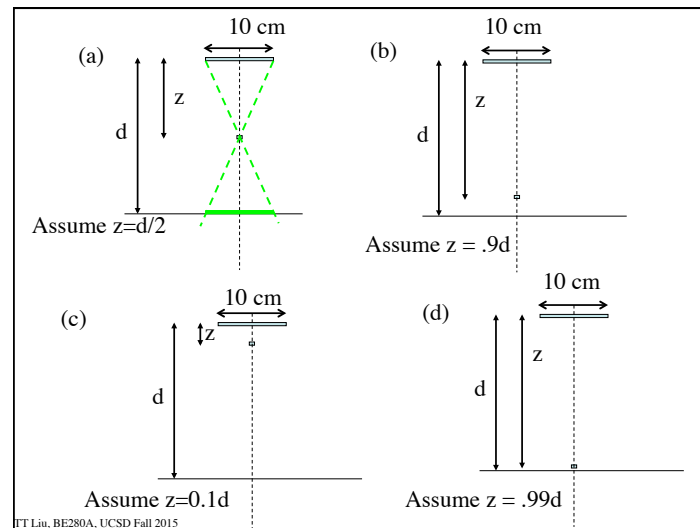
$\delta(\vec{r})$ - N Dimensional Dirac Delta Function

TT Liu, BE280A, UCSD Fall 2015

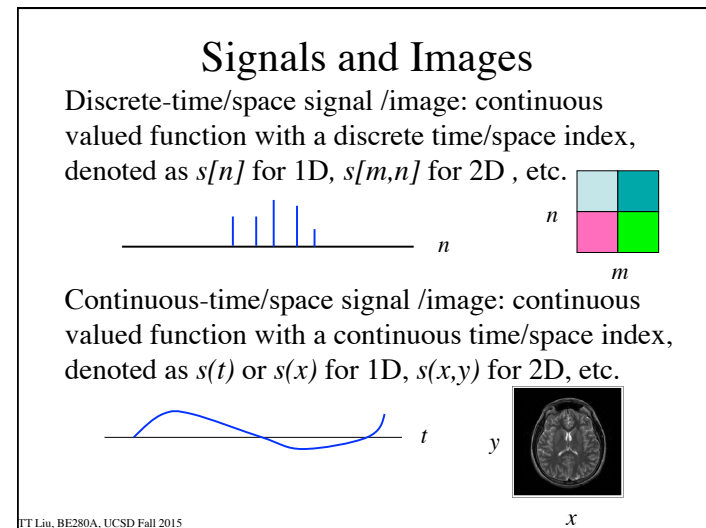
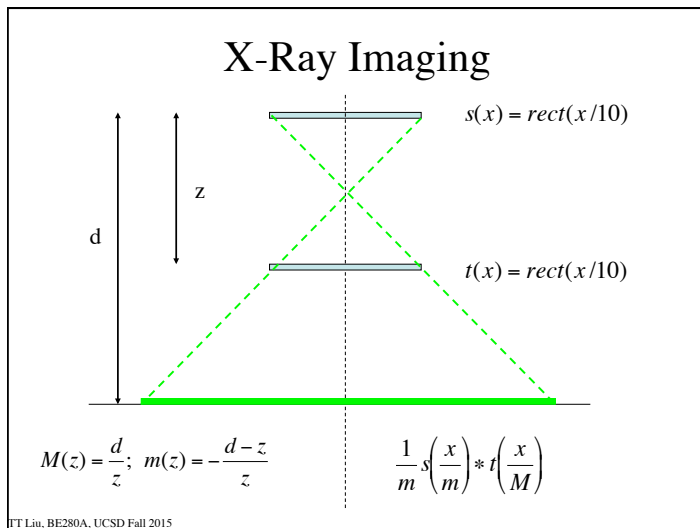
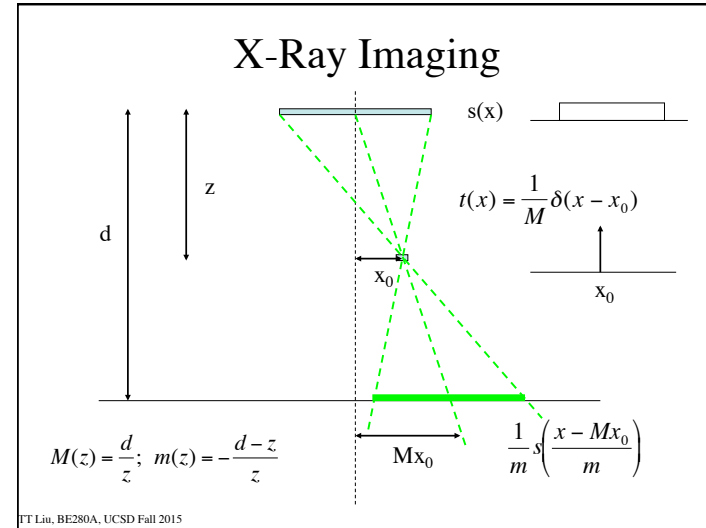
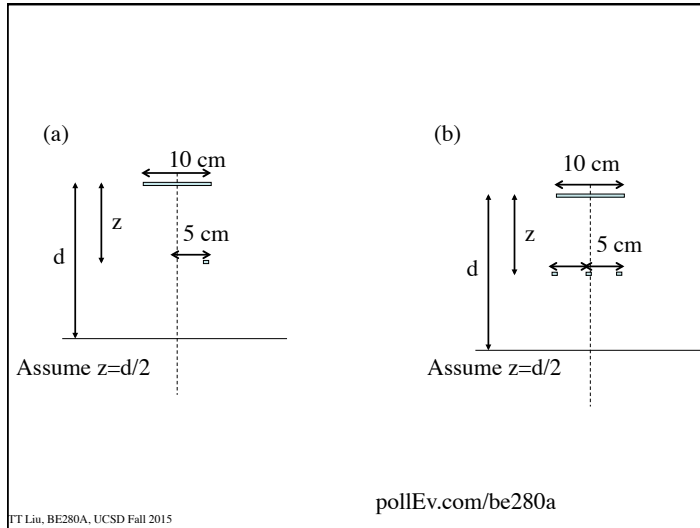
X-Ray Imaging



TT Liu, BE280A, UCSD Fall 2015

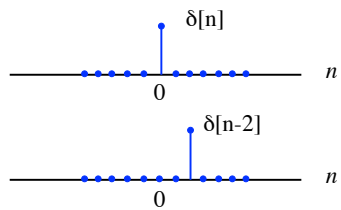


TT Liu, BE280A, UCSD Fall 2015



Kronecker Delta Function

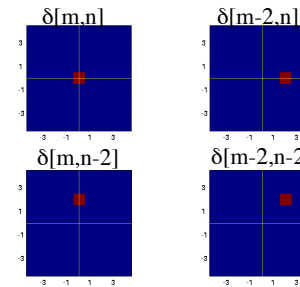
$$\delta[n] = \begin{cases} 1 & \text{for } n = 0 \\ 0 & \text{otherwise} \end{cases}$$



TT Liu, BE280A, UCSD Fall 2015

Kronecker Delta Function

$$\delta[m,n] = \begin{cases} 1 & \text{for } m=0, n=0 \\ 0 & \text{otherwise} \end{cases}$$

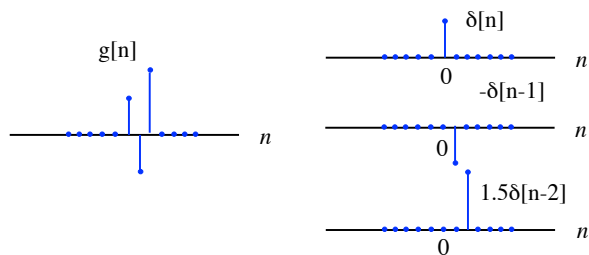


TT Liu, BE280A, UCSD Fall 2015

Discrete Signal Expansion

$$g[n] = \sum_{k=-\infty}^{\infty} g[k]\delta[n-k]$$

$$g[m,n] = \sum_{k=-\infty}^{\infty} \sum_{l=-\infty}^{\infty} g[k,l]\delta[m-k,n-l]$$



TT Liu, BE280A, UCSD Fall 2015

2D Signal

$$\begin{bmatrix} a & b \\ c & d \end{bmatrix} = \begin{bmatrix} a & 0 \\ 0 & 0 \end{bmatrix} + \begin{bmatrix} 0 & b \\ 0 & 0 \end{bmatrix} + \begin{bmatrix} 0 & 0 \\ c & 0 \end{bmatrix} + \begin{bmatrix} 0 & 0 \\ 0 & d \end{bmatrix}$$

TT Liu, BE280A, UCSD Fall 2015

Image Decomposition

c	d
a	b

 $=$

c	1	0
	0	0

 $+$

d	0	1
	0	0

 $+$

a	0	0
	1	0

 $+$

b	0	0
	0	1

$$g[m,n] = a\delta[m,n] + b\delta[m,n-1] + c\delta[m-1,n] + d\delta[m-1,n-1]$$

$$= \sum_{k=0}^1 \sum_{l=0}^1 g[k,l]\delta[m-k,n-l]$$

TT Liu, BE280A, UCSD Fall 2015

Example: Write in signal expansion form

TT Liu, BE280A, UCSD Fall 2015

1D Dirac Delta Function

$\delta(x) = 0$ when $x \neq 0$ and $\int_{-\infty}^{\infty} \delta(x) dx = 1$

Can interpret the integral as a limit of the integral of an ordinary function that is shrinking in width and growing in height, while maintaining a constant area. For example, we can use a shrinking rectangle function such that $\int_{-\infty}^{\infty} \delta(x) dx = \lim_{\tau \rightarrow 0} \int_{-\infty}^{\infty} \tau^{-1} \Pi(x/\tau) dx$.

TT Liu, BE280A, UCSD Fall 2015

2D Dirac Delta Function

$\delta(x,y) = 0$ when $x^2 + y^2 \neq 0$ and $\int_{-\infty}^{\infty} \int_{-\infty}^{\infty} \delta(x,y) dx dy = 1$

where we can consider the limit of the integral of an ordinary 2D function that is shrinking in width but increasing in height while maintaining constant area.

$$\int_{-\infty}^{\infty} \int_{-\infty}^{\infty} \delta(x,y) dx dy = \lim_{\tau \rightarrow 0} \int_{-\infty}^{\infty} \int_{-\infty}^{\infty} \tau^{-2} \Pi(x/\tau, y/\tau) dx dy.$$

Useful fact: $\delta(x,y) = \delta(x)\delta(y)$

TT Liu, BE280A, UCSD Fall 2015

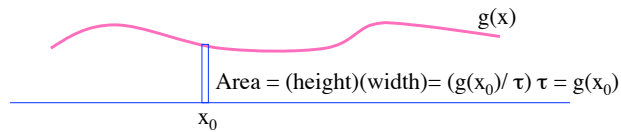
Generalized Functions

Dirac delta functions are not ordinary functions that are defined by their value at each point. Instead, they are generalized functions that are defined by what they do underneath an integral.

The most important property of the Dirac delta is the sifting property

$\int_{-\infty}^{\infty} \delta(x - x_0)g(x)dx = g(x_0)$ where $g(x)$ is a smooth function. This sifting property can be understood by considering the limiting case

$$\lim_{\tau \rightarrow 0} \int_{-\infty}^{\infty} \tau^{-1} \Pi(x/\tau)g(x)dx = g(x_0)$$



TT Liu, BE280A, UCSD Fall 2015

Representation of 1D Function

From the sifting property, we can write a 1D function as

$$g(x) = \int_{-\infty}^{\infty} g(\xi)\delta(x - \xi)d\xi. \text{ To gain intuition, consider the approximation}$$

$$g(x) \approx \sum_{n=-\infty}^{\infty} g(n\Delta x) \frac{1}{\Delta x} \Pi\left(\frac{x - n\Delta x}{\Delta x}\right)\Delta x.$$



TT Liu, BE280A, UCSD Fall 2015

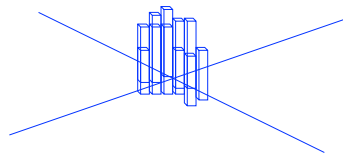
Representation of 2D Function

Similarly, we can write a 2D function as

$$g(x, y) = \int_{-\infty}^{\infty} \int_{-\infty}^{\infty} g(\xi, \eta)\delta(x - \xi, y - \eta)d\xi d\eta.$$

To gain intuition, consider the approximation

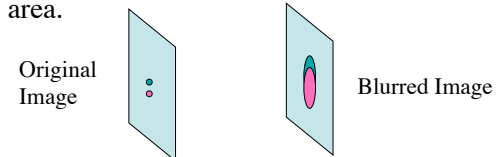
$$g(x, y) \approx \sum_{m=-\infty}^{\infty} \sum_{n=-\infty}^{\infty} g(n\Delta x, m\Delta y) \frac{1}{\Delta x} \Pi\left(\frac{x - n\Delta x}{\Delta x}\right) \frac{1}{\Delta y} \Pi\left(\frac{y - m\Delta y}{\Delta y}\right) \Delta x \Delta y.$$



TT Liu, BE280A, UCSD Fall 2015

Impulse Response

Intuition: the impulse response is the response of a system to an input of infinitesimal width and unit area.



Since any input can be thought of as the weighted sum of impulses, a linear system is characterized by its impulse response(s).

TT Liu, BE280A, UCSD Fall 2015

Impulse Response

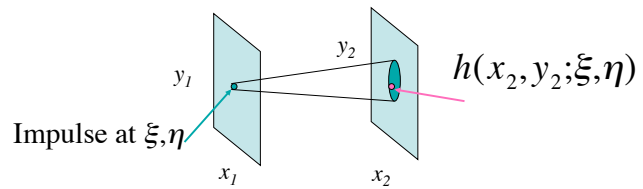
The impulse response characterizes the response of a system over all space to a Dirac delta impulse function at a certain location.

$$h(x_2; \xi) = L[\delta(x_1 - \xi)]$$

1D Impulse Response

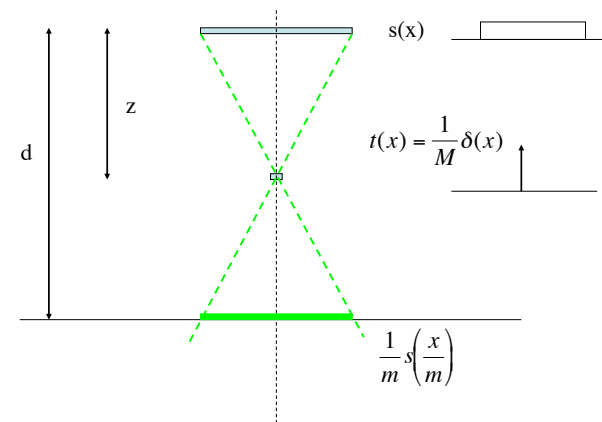
$$h(x_2, y_2; \xi, \eta) = L[\delta(x_1 - \xi, y_1 - \eta)]$$

2D Impulse Response

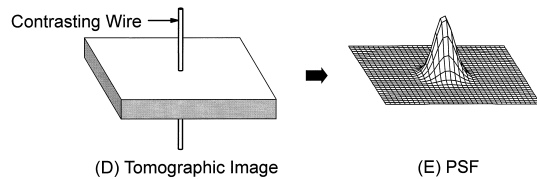
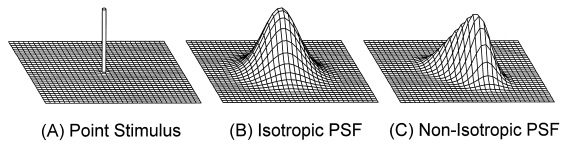


TT Liu, BE280A, UCSD Fall 2015

X-Ray Imaging

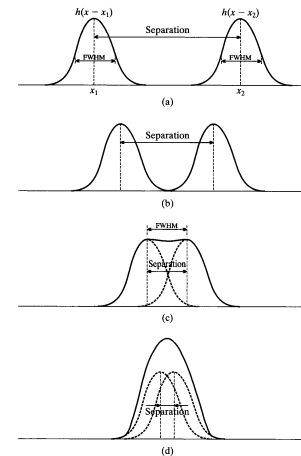


TT Liu, BE280A, UCSD Fall 2015



Bushberg et al 2001

TT Liu, BE280A, UCSD Fall 2015

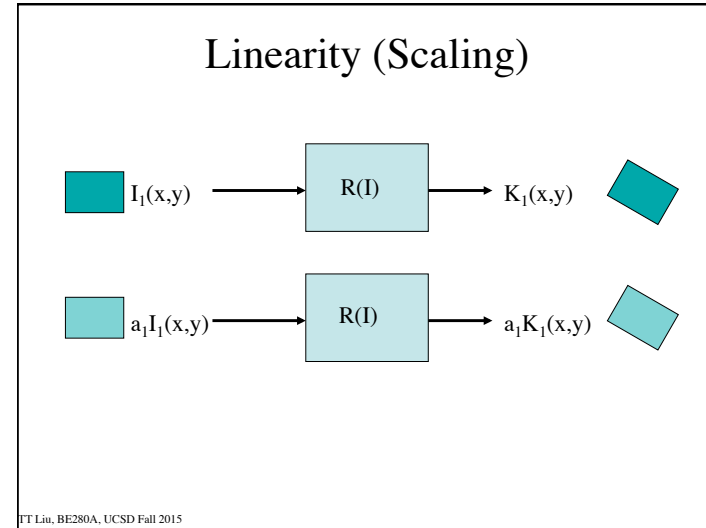
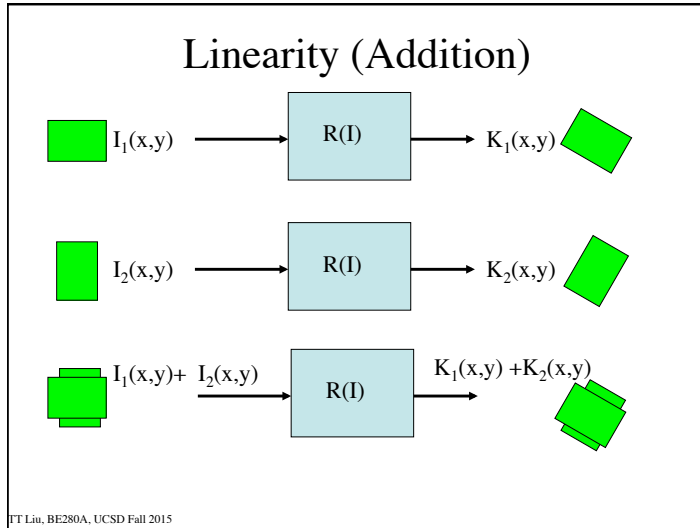


Full Width Half Maximum (FWHM) is a measure of resolution.

Figure 3.6
An example of the effect of system resolution on the ability to differentiate two points. The FWHM equals the minimum distance that the two points must be separated in order to be distinguishable.

TT Liu, BE280A, UCSD Fall 2015

Prince and Link 2005



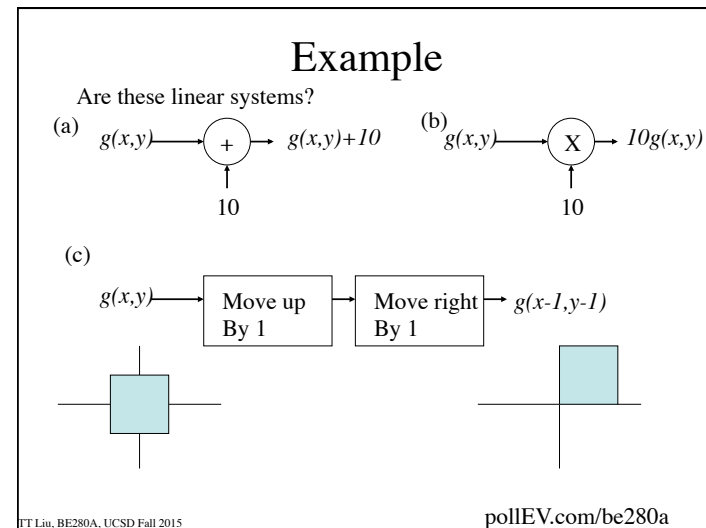
Linearity

A system R is linear if for two inputs $I_1(x,y)$ and $I_2(x,y)$ with outputs $R(I_1(x,y))=K_1(x,y)$ and $R(I_2(x,y))=K_2(x,y)$

the response to the weighted sum of inputs is the weighted sum of outputs:

$$R(a_1I_1(x,y) + a_2I_2(x,y)) = a_1K_1(x,y) + a_2K_2(x,y)$$

TT Liu, BE280A, UCSD Fall 2015



Superposition

$$\begin{aligned}
 g[m] &= g[0]\delta[m] + g[1]\delta[m-1] + g[2]\delta[m-2] \\
 h[m',k] &= L[\delta[m-k]] \\
 y[m'] &= L[g[m]] \\
 &= L[g[0]\delta[m] + g[1]\delta[m-1] + g[2]\delta[m-2]] \\
 &= L[g[0]\delta[m]] + L[g[1]\delta[m-1]] + L[g[2]\delta[m-2]] \\
 &= g[0]L[\delta[m]] + g[1]L[\delta[m-1]] + g[2]L[\delta[m-2]] \\
 &= g[0]h[m',0] + g[1]h[m',1] + g[2]h[m',2] \\
 &= \sum_{k=0}^2 g[k]h[m',k]
 \end{aligned}$$

TT Liu, BE280A, UCSD Fall 2015

Superposition Integral

What is the response to an arbitrary function $g(x_1, y_1)$?

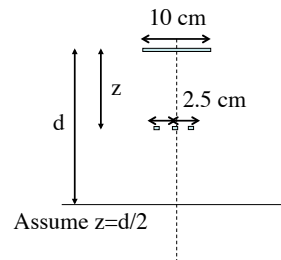
$$\text{Write } g(x_1, y_1) = \int_{-\infty}^{\infty} \int_{-\infty}^{\infty} g(\xi, \eta) \delta(x_1 - \xi, y_1 - \eta) d\xi d\eta.$$

The response is given by

$$\begin{aligned}
 I(x_2, y_2) &= L[g_1(x_1, y_1)] \\
 &= L\left[\int_{-\infty}^{\infty} \int_{-\infty}^{\infty} g(\xi, \eta) \delta(x_1 - \xi, y_1 - \eta) d\xi d\eta\right] \\
 &= \int_{-\infty}^{\infty} \int_{-\infty}^{\infty} g(\xi, \eta) L[\delta(x_1 - \xi, y_1 - \eta)] d\xi d\eta \\
 &= \int_{-\infty}^{\infty} \int_{-\infty}^{\infty} g(\xi, \eta) h(x_2, y_2; \xi, \eta) d\xi d\eta
 \end{aligned}$$

TT Liu, BE280A, UCSD Fall 2015

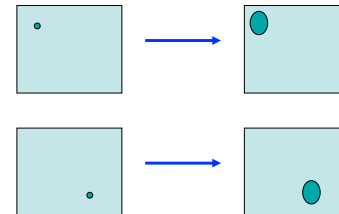
Superposition Example



TT Liu, BE280A, UCSD Fall 2015

Space Invariance

If a system is space invariant, the impulse response depends only on the difference between the output coordinates and the position of the impulse and is given by $h(x_2, y_2; \xi, \eta) = h(x_2 - \xi, y_2 - \eta)$



TT Liu, BE280A, UCSD Fall 2015

X-Ray Imaging

$s(x)$
 $t(x) = \frac{1}{M} \delta(x)$
 $\frac{1}{m} s\left(\frac{x}{m}\right)$

Is this a linear system?
Is it a space invariant system?

pollEV.com/be280a

TT Liu, BE280A, UCSD Fall 2015

Assume $z=d/2$

Assume $z=d/2$

Assume $z=d/2$

TT Liu, BE280A, UCSD Fall 2015

Convolution

$$g[m] = g[0]\delta[m] + g[1]\delta[m-1] + g[2]\delta[m-2]$$

$$h[m', k] = L[\delta[m-k]] = h[m'-k]$$

$$y[m'] = L[g[m]]$$

$$= L[g[0]\delta[m] + g[1]\delta[m-1] + g[2]\delta[m-2]]$$

$$= L[g[0]\delta[m]] + L[g[1]\delta[m-1]] + L[g[2]\delta[m-2]]$$

$$= g[0]L[\delta[m]] + g[1]L[\delta[m-1]] + g[2]L[\delta[m-2]]$$

$$= g[0]h[m'-0] + g[1]h[m'-1] + g[2]h[m'-2]$$

$$= \sum_{k=0}^2 g[k]h[m'-k]$$

TT Liu, BE280A, UCSD Fall 2015

1D Convolution

$$I(x) = \int_{-\infty}^{\infty} g(\xi)h(x;\xi)d\xi$$

$$= \int_{-\infty}^{\infty} g(\xi)h(x-\xi)d\xi$$

$$= g(x) * h(x)$$

Useful fact:

$$g(x) * \delta(x-\Delta) = \int_{-\infty}^{\infty} g(\xi)\delta(x-\Delta-\xi)d\xi$$

$$= g(x-\Delta)$$

TT Liu, BE280A, UCSD Fall 2015

2D Convolution

For a space invariant linear system, the superposition integral becomes a convolution integral.

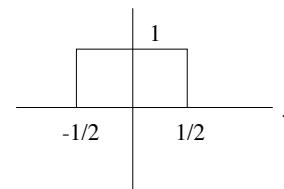
$$\begin{aligned} I(x_2, y_2) &= \int_{-\infty}^{\infty} \int_{-\infty}^{\infty} g(\xi, \eta) h(x_2, y_2; \xi, \eta) d\xi d\eta \\ &= \int_{-\infty}^{\infty} \int_{-\infty}^{\infty} g(\xi, \eta) h(x_2 - \xi, y_2 - \eta) d\xi d\eta \\ &= g(x_2, y_2) ** h(x_2, y_2) \end{aligned}$$

where ** denotes 2D convolution. This will sometimes be abbreviated as *, e.g. $I(x_2, y_2) = g(x_2, y_2) * h(x_2, y_2)$.

TT Liu, BE280A, UCSD Fall 2015

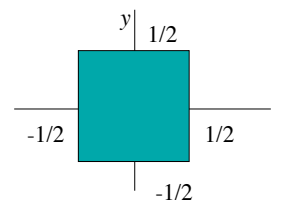
Rectangle Function

$$\Pi(x) = \begin{cases} 0 & |x| > 1/2 \\ 1 & |x| \leq 1/2 \end{cases}$$



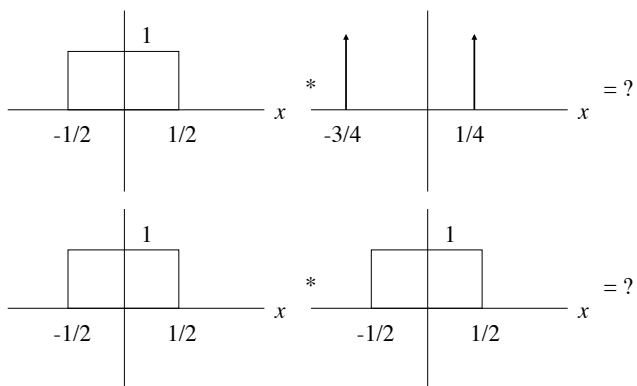
Also called $\text{rect}(x)$

$$\Pi(x, y) = \Pi(x)\Pi(y)$$



TT Liu, BE280A, UCSD Fall 2015

1D Convolution Examples

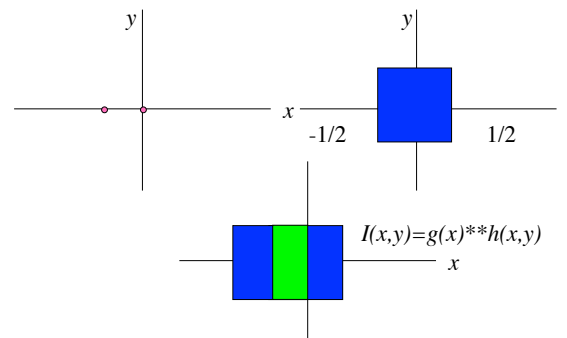


TT Liu, BE280A, UCSD Fall 2015

2D Convolution Example

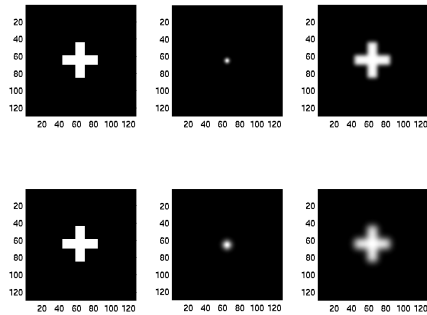
$$g(x) = \delta(x + 1/2, y) + \delta(x, y)$$

$$h(x) = \text{rect}(x, y)$$



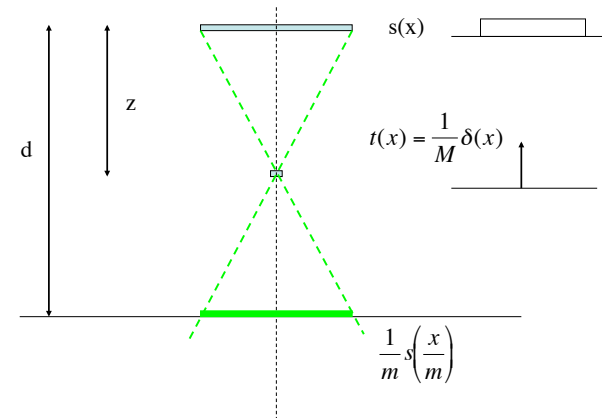
TT Liu, BE280A, UCSD Fall 2015

2D Convolution Example



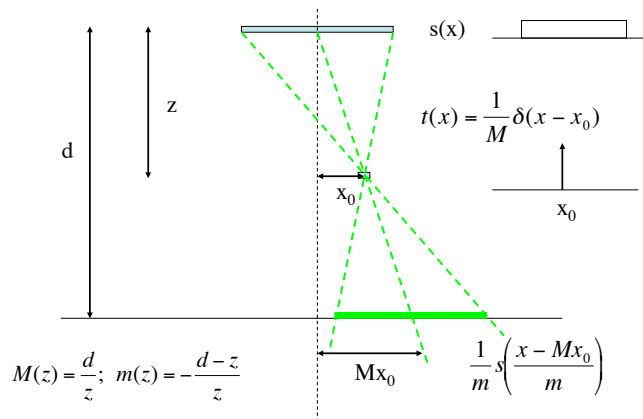
TT Liu, BE280A, UCSD Fall 2015

X-Ray Imaging



TT Liu, BE280A, UCSD Fall 2015

X-Ray Imaging



TT Liu, BE280A, UCSD Fall 2015

X-Ray Imaging

For off-center pinhole object, the shifted source image can be written as

$$\begin{aligned} s\left(\frac{x - Mx_0}{m}\right) &= s\left(\frac{x}{m}\right) * \frac{1}{M} \delta\left(\frac{x - Mx_0}{M}\right) \\ &= s(x/m) * t\left(\frac{x}{M}\right) \end{aligned}$$

For the general 2D case, we convolve the magnified object with the impulse response

$$I(x, y) = t\left(\frac{x}{M}, \frac{y}{M}\right) ** \frac{1}{m^2} s\left(\frac{x}{m}, \frac{y}{m}\right)$$

Note: we have ignored obliquity factors etc.

TT Liu, BE280A, UCSD Fall 2015

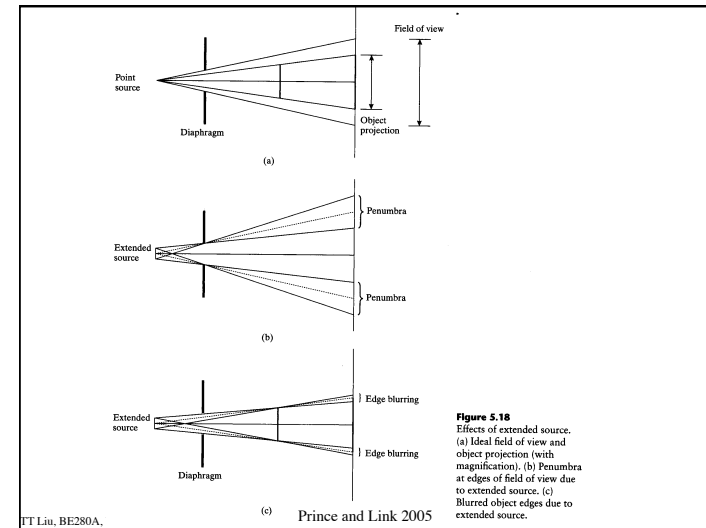
X-Ray Imaging

$$m = 1; M = 2$$

$$\frac{1}{m} s\left(\frac{x}{m}\right) * t\left(\frac{x}{M}\right) = \text{rect}(x/10) * \text{rect}(x/20)$$

$$= ???$$

TT Liu, BE280A, UCSD Fall 2015



Summary

1. The response to a linear system can be characterized by a spatially varying impulse response and the application of the superposition integral.
2. A shift invariant linear system can be characterized by its impulse response and the application of a convolution integral.

TT Liu, BE280A, UCSD Fall 2015